

FUNCTION

RESUME™

vitra™
multispot laser

532nm Multispot Laser



Retinal Photocoagulation



vitraTM

multispot laser

Vitra Multispot is a 532nm photocoagulator compatible with Haag Streit type slit lamps. Versatile, it offers a large choice of treatment settings well adapted to the laser treatments of retinal pathologies.

Vitra Multispot: A Multispot Laser

● Multispot Laser Treatment

Characterized by the use of short pulse durations (10-20ms) and by the emission of customizable patterns, the multispot treatment mode offers many advantages over classical single spot treatments:

- Less heat diffusion to the retina and choroid, less damage to the retinal nerve fiber layer [1,2]
- Comfortable treatment better tolerated by patients [3]
- Extremely fast treatment (full PRP in 1 session) [4]

● 5 Customizable Patterns

Squares/Lines:



Circles:



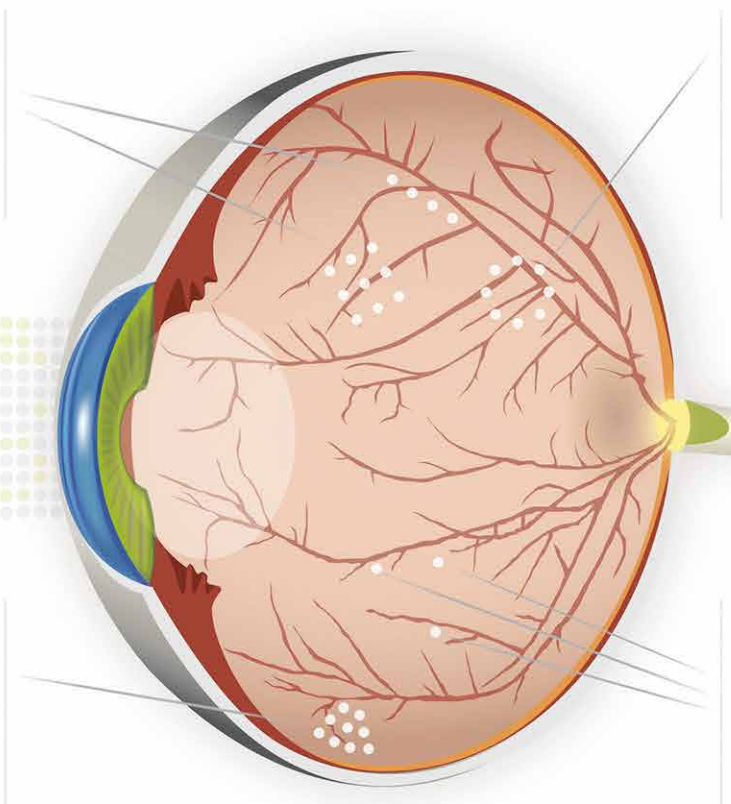
Partial

Complete

Triple arcs:



Single spot:



Vitra Multispot: Technology

● Integrated Laser Adapter or Removable:

In order to address the specific needs of each configuration, Vitra Multispot is available in 2 versions:

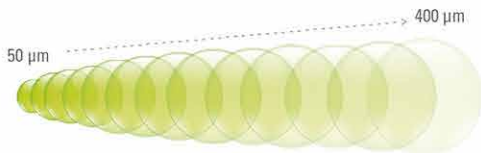


- An integrated version intended for fixed configurations:
 - Dedicated laser adapter integrated into the Quantel Medical Slit Lamp
 - Parfocal zoom

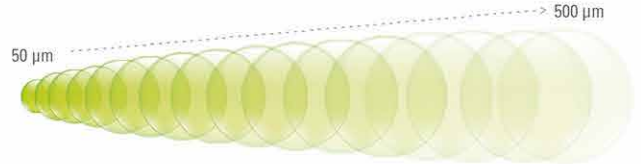
- A removable version intended for transportable configurations:
 - Removable laser adapter compatible with Quantel Medical slit lamp, Haag Streit BM/BQ 900 and clones
 - Parfocal zoom

● Continuously Variable Spot Size:

Integrated Laser Adapter (from 50 to 400µm)



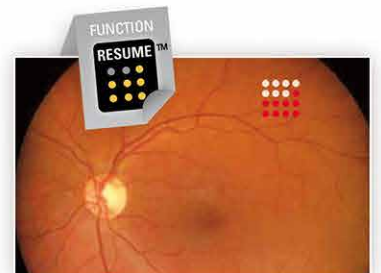
Removable Laser Adapter (from 50 to 500µm)



● Resume™ Function:

Vitra Multispot and its "RESUME™" function offer more flexibility to the operator in the implementation of the multispot treatments.

In case of patient motion during the pattern delivery, the laser burst can be interrupted, the operator can reposition the aiming beam, and the pattern delivery can be resumed exactly where the treatment was paused (the previous shots are remembered).



Vitra Multispot: Ease of Use



Control laser settings with the touch screen or hands-free with the foot-switch



Control patterns with the dedicated touch screen console and its analog knob

Vitra Multispot: Versatility

● Laser Delivery Systems

OR microscope adapters compatible with:

- Zeiss type
- Leica type



Laser indirect ophthalmoscopes:

- Heine Omega 500 (integrated laser adapter)
- Keeler Vantage Plus (external laser adapter)



Laser probes:

- Straight : 20, 23, 25 Gauge
- Curved: 20 Gauge
- Flexible curved: 23, 25 Gauge
- Steerable: 23, 25 Gauge
- Illuminated: 23, 25 Gauge



1. Jain A, Blumenkranz MS, Paulus Y et al.

Effect of pulse duration on size and character of the lesion in retinal photocoagulation. *Arch Ophthalmol.* 2008; 126:78-85.

2. Yi-Ryeung Park, Donghyun Jee.

Changes in Peripapillary Retinal Nerve Fiber Layer Thickness after Pattern Scanning Laser Photocoagulation in Patients with Diabetic Retinopathy. *Korean J Ophthalmol* 2014;28(3):220-225.

3. Hussainy S Al, Dodson PM and Gibson JM

Pain response and follow-up of patients undergoing panretinal laser photocoagulation with reduced exposure times. *Eye.* 2008; 22, 96-99

4. Muqit MM, Marcellino GR, Henson DB et al.

Single-Session vs Multiple-Session Pattern Scanning Laser Panretinal Photocoagulation in Proliferative Diabetic Retinopathy. *Arch Ophthalmol.* 2010;128(5):525-533



TECHNICAL SPECIFICATIONS



VITRA MULTISPOT SPECIFICATIONS

Laser:	Frequency doubled Nd:YAG, 532 nm
Power (maximum):	1500 mW (at tissue)
Pulse duration:	10 ms to continuous
Single spot modes:	Single, Repeat, Painting, Continuous
Aiming beam:	635 - 650 nm
Size:	14.5 (H) x 18.5 (W) x 30 (D) cm 5.7" (H) x 7.3" (W) x 11.8" (D)
Weight:	4.7 kg - 10.4 lbs
Cooling:	by Peltier effect
Power requirements:	100 to 240 VAC, 350 VA, 50/60 Hz

DELIVERY SYSTEMS

Multispot slit lamp adapter

Patterns: Squares, Lines, Triple arc, Circles, Single Spot, Resume™ Function

Slit lamp compatibility:	Integrated laser adapter Quantel Medical (CSO 990 5x)	Removable laser adapter Quantel Medical (CSO 990 5x), Haag Streit BM / BQ 900 and clones
	Spot size: - Monospot mode - Multispot mode	50 µm to 400 µm 100 µm to 400 µm

Laser indirect ophthalmoscopes:

Heine Omega 500 and Keeler Vantage Plus

Laser probes:

- Straight: 20, 23, 25 Gauge
- Curved: 20 Gauge
- Flexible curved: 23, 25 Gauge
- Steerable: 23, 25 Gauge
- Illuminated: 23, 25 Gauge

OR microscope adapters:

Zeiss and Leica types

AVAILABLE MODELS

- System with integrated laser adapter on Quantel Medical slit lamp
- System with removable laser adapter on Haag Streit slit lamp type
- System with removable laser adapter on Quantel Medical slit lamp

Specifications are subject to change without notice.
©2016 Quantel Medical, Vitra Multispot and Resume Function are trademarks of Quantel Medical. All rights reserved.

www.quantel-medical.com

A product by Quantel Medical, France



Headquarters
Quantel Medical
11, rue du Bois Joli - CS40015
63808 Cournon d'Auvergne - FRANCE
Tel: +33 (0)4 73 745 745
Fax: +33 (0)4 73 745 700
E-mail: contact@quantel-medical.fr

North America
Quantel USA
601 Haggerty Lane
Bozeman, MT 59715 - USA
Tel: +1 877 782 6835
Fax: +1 406 522 2005
E-mail: info@quantelmedical.com

Representative Offices
Thailand, Chiang Mai
Brazil, Rio De Janeiro

